

DISPLAY FREEZER (0°F)

Model: 3FENGDDH

Natural Refrigerant R-290 Model

3-Section Extra-Wide Display Reach-In Freezer with Half Hinged Glass Doors

- 3FENGDDH** - Stainless steel front, aluminum end panels and interior
- 3FENSAGDDH** - Stainless steel exterior, aluminum interior
- 3FENSSGDDH** - Stainless steel exterior and interior



Options and Accessories

(upcharge and lead times may apply)

Stainless steel case back	Special electrical requirements (consult factory)
Additional epoxy coated steel shelves	Shallow depth (consult factory)
Chrome or stainless steel shelves	Solid door (consult factory)
Heavy duty pilaster strips	Full Door(s)
Wine rack	Rehinging of doors (consult factory)
Adjustable legs	
Universal Pan Slides	

Consult factory for other model configurations, options and accessories.



Project Name:

Model Specified:

Location:

Item No:

Quantity:

AIA #:

SIS #:

Standard Model Features

REFRIGERATION SYSTEM

Self contained, performance rated refrigeration system

Natural, environmentally safe, high efficiency R-290 refrigerant¹

Automatic, electric condensate evaporator

Expansion valve system

Standard operating temperature is 0 to -5°F and can be adjusted to operate as low as -10°F in a 90°F ambient.

CABINET ARCHITECTURE

3" non-CFC polyurethane foam insulation

Triple-pane, tempered hinged glass door

Chrome plated door handle

Cam action, lift-off hinges

Self-closing doors

Magnetic snap in door gaskets

Cylinder lock in each door

Heavy duty, epoxy coated steel shelves

5" casters

MODEL FEATURES

LED interior lighting

Electronic control, automatic electric defrost

¹ R-290 refrigerant meets all federal and state regulatory requirements.

APPROVAL:

Model Specifications

DIMENSIONAL DATA

Net Capacity (cubic feet)	73 (2067 cu l)
Width, Overall (inches)	85 1/2 (2172 mm)
Depth, Overall (inches) (including handle)	35 3/8 (899 mm)
Depth (inches) (less door)	32 (813 mm)
Depth (inches) (door open 90°)	58 (1473 mm)
Clear Door Width (inches)	21 7/8 (556 mm)
Clear Half Door Height (inches)	27 1/2 (699 mm)
Height, Overall (inches) (including 5" casters)	85 3/4 (2178 mm)
Number of Doors	6
Number of Shelves	12
Shelf Area (square feet)	61.2 (5.7 sq m)
Tray Slide Capacity (2" Centers)	24

REFRIGERANT DATA

Condensing Unit Size (H.P.)	1 1/4
Capacity (BTU per hour)*	6050

* Rating @ -15°F evaporator, 90°F ambient

ELECTRICAL DATA

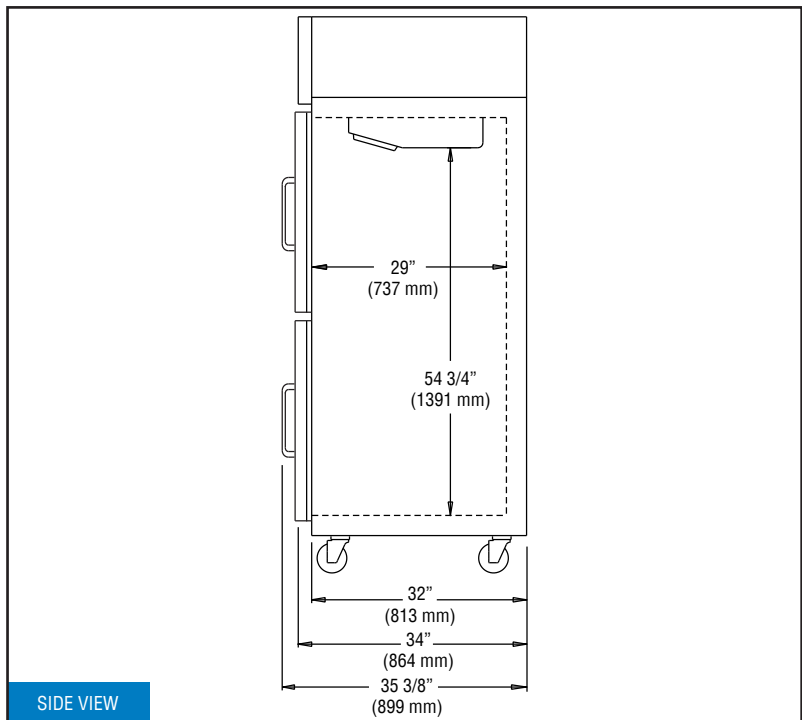
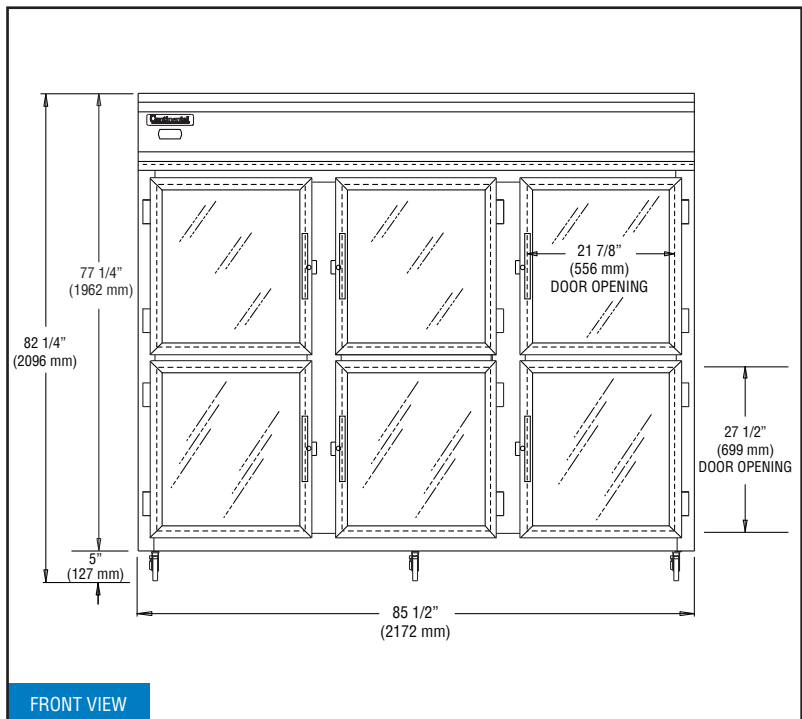
Voltage (International)	115/208-230/60/1 (220/50/1)
Feed Wires (including ground)	4
Total Amps (International)	13.1 (6.3)
Defrost Amps (International)	6.1 (3.1)
10 ft. Cord/Plug [attached] (International)	Yes (No)

SHIPPING DATA

Height - Crated (inches)	85 1/2 (2172 mm)
Width - Crated (inches)	90 (2286 mm)
Depth - Crated (inches)	42 (1067 mm)
Volume - Crated (cubic feet)	187 (3766 cu l)
Weight Std - Crated (pounds)	790 (362 kg)
Weight SS - Crated (pounds)	945 (430 kg)

Figures in parentheses reflect metric equivalents rounded to the nearest whole unit.

Model Plan Views



IMPORTANT NOTE: If the cabinet is located directly against a wall and/or under a low ceiling, a minimum clearance of 12" is required on top and 3" on sides and rear.



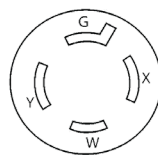
Toll-Free: 800-523-7138
Phone: 215-244-1400
Fax: 215-244-9579

539 Dunksferry Road
Bensalem, PA 19020
www.continentalrefrigerator.com

Due to our continued efforts in developing innovative products, specifications subject to change without notice.



PROUDLY
DESIGNED & ASSEMBLED
IN THE U.S.A.



Equipped with one NEMA L14-20P plug
(varies by country)