

REACH-IN FREEZER (0°F)

Model: 3FESNHD

Natural Refrigerant R-290 Model

3-Section Extra-Wide Reach-In Freezer with Half Doors Shallow Depth

- 3FESNHD** - Stainless steel front, aluminum end panels and interior
- 3FESNSAHD** - Stainless steel exterior, aluminum interior
- 3FESNSSHD** - Stainless steel exterior and interior



Options and Accessories

(upcharge and lead times may apply)

Stainless steel case back	Standard depth (consult factory)
Additional epoxy coated steel shelves	Hinged glass doors (consult factory)
Chrome or stainless steel shelves	Full door(s)
Heavy duty pilaster strips	Rehinging of doors (consult factory)
Wine rack	Correctional Facility Options
Adjustable legs	<ul style="list-style-type: none"> • One way security screws
Custom laminates	<ul style="list-style-type: none"> • Locking hasp (lock not included)
Special electrical requirements (consult factory)	<ul style="list-style-type: none"> • Stainless steel mesh cover • Coverless hinges

Consult factory for other model configurations, options and accessories.

Continental[®]
Refrigerator



Project Name:

Model Specified:

Location:

Item No:

Quantity:

AIA #:

SIS #:

Standard Model Features

REFRIGERATION SYSTEM

Self contained, performance rated refrigeration system

Natural, environmentally safe, high efficiency R-290 refrigerant¹

Automatic, electric condensate evaporator

Expansion valve system

Standard operating temperature is 0 to -5°F and can be adjusted to operate as low as -10°F in a 90°F ambient.

CABINET ARCHITECTURE

3" non-CFC polyurethane foam insulation

Smooth, polished chrome workflow door handle

Cam action, lift off hinges

Self-closing door

Magnetic snap in Santoprene[®] door gasket

Cylinder lock in door

Heavy duty, epoxy coated steel shelves

5" casters

MODEL FEATURES

LED interior lighting

Electronic control, automatic electric defrost

¹ R-290 refrigerant meets all federal and state regulatory requirements.

APPROVAL:

Model Specifications

DIMENSIONAL DATA

Net Capacity (cubic feet)	63 (1784 cu l)
Width, Overall (inches)	85 1/2 (2172 mm)
Depth, Overall (inches) (including handles)	29 1/4 (743 mm)
Depth (inches) (less doors)	25 7/8 (657 mm)
Depth (inches) (doors open 90°)	51 7/8 (1318 mm)
Clear Door Width (inches)	21 7/8 (556 mm)
Clear Half Door Height (inches)	27 1/2 (699 mm)
Height, Overall (inches) (including 5" casters)	82 1/4 (2089 mm)
Number of Doors	6
Number of Shelves	9
Shelf Area (square feet)	61.2 (5.7 sq m)

REFRIGERANT DATA

Condensing Unit Size (H.P.)	1 1/4
Capacity (BTU per hour)*	3575

ELECTRICAL DATA

Voltage (International)	115/208-230/60/1 (220/50/1)
Feed Wires (with ground)	4
Total Amps (International)	9.2 (5.3)
Defrost Amps (International)	6.1 (3.2)
10 ft. Cord/Plug (International)	Yes (No)

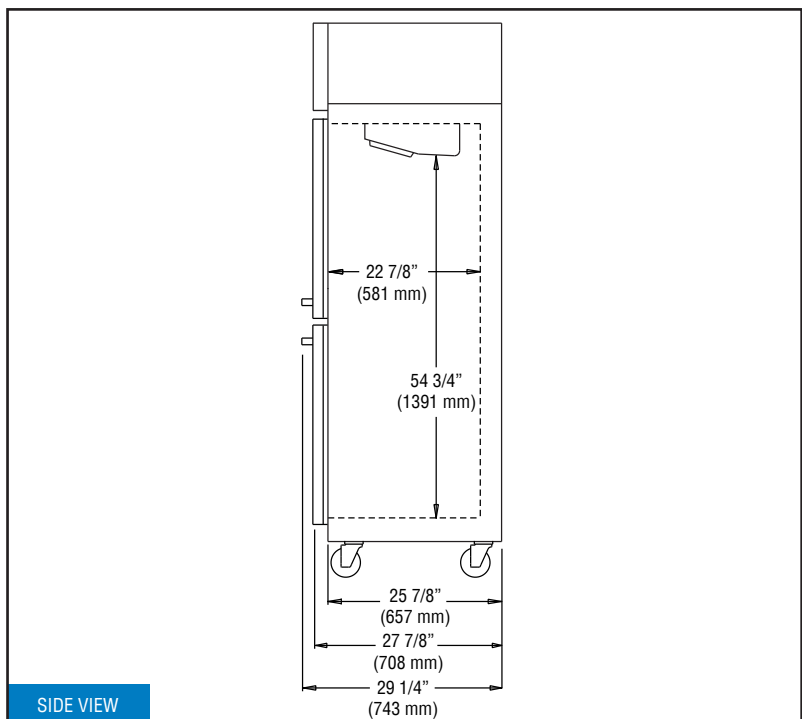
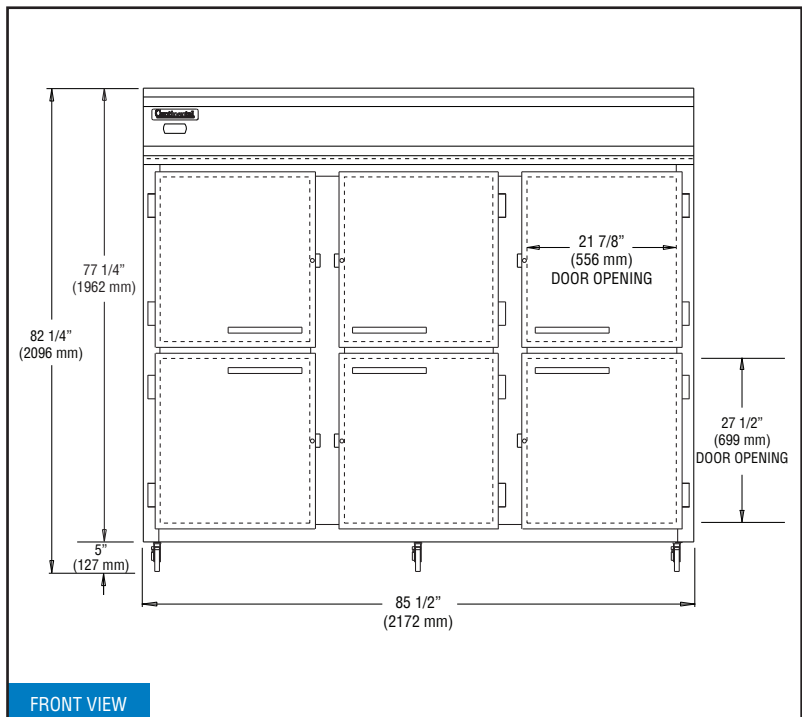
SHIPPING DATA

Height - Crated (inches)	85 1/2 (2172 mm)
Width - Crated (inches)	90 (2286 mm)
Depth - Crated (inches)	42 (1067 mm)
Volume - Crated (cubic feet)	187 (3766 cu l)
Weight Std - Crated (pounds)	691 (314 kg)
Weight SS - Crated (pounds)	830 (377 kg)

Figures in parentheses reflect metric equivalents rounded to the nearest whole unit.

* Rating @ -15°F evaporator, 90°F ambient

Model Plan Views



IMPORTANT NOTE: If the cabinet is located directly against a wall and/or under a low ceiling, a minimum clearance of 12" is required on top and 3" on sides and rear.



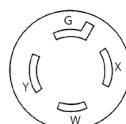
Toll-Free: 800-523-7138
Phone: 215-244-1400
Fax: 215-244-9579

539 Dunksferry Road
Bensalem, PA 19020
www.continentalrefrigerator.com

Due to our continued efforts in developing innovative products, specifications subject to change without notice.



PROUDLY
DESIGNED & ASSEMBLED
IN THE U.S.A.



Equipped with one NEMA L14-20P plug
(varies by country)

REVISED: 3/28/24